


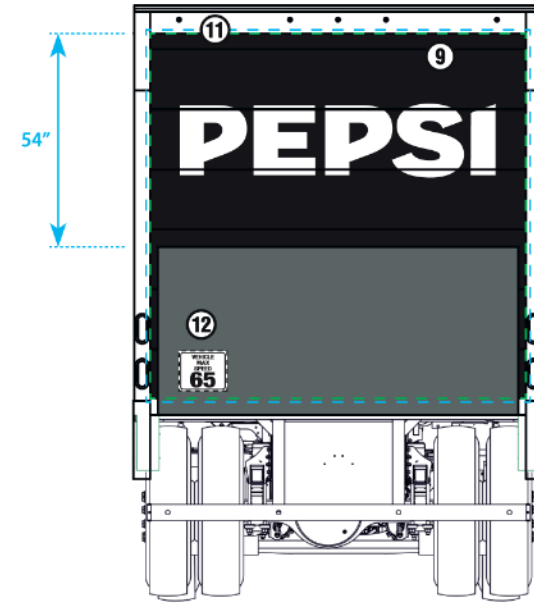
Please CHECK THIS PROOF CAREFULLY before approving. Any errors or omissions made by Lowen will be corrected without charge. Once digitally approved, customer acknowledges all artwork, dimensions, spelling, logo placement, color placement, composition, and finishes shall be deemed accepted as a final product, and Customer will become responsible for all errors and omissions. It is understood that colors shown on this proof are representative only. If color exactness is crucial, a digital/screen print sample may be provided upon request. Unless otherwise agreed to in writing, all artwork created by Lowen, including modifications to existing Customer artwork, that are made for the production of Lowen products shall remain the property of Lowen. Lowen may bill for any unreturned artwork. Customer agrees to indemnify, hold harmless, and defend Lowen from any claims, losses, costs (including attorney fees), or damages arising from or associated with the infringement, or alleged infringement, of any copyright, trademark, or other intellectual property right raised or asserted by a third party based upon the design, layout, or artwork contained within this proof.

Please Note: Art layouts are 2D representations of 3D vehicles. Due to compound curves of 3D vehicles, the actual finished look may be different. Some adjustments will occur at the time of application. Industry standards for applications include not applying vinyl behind bumpers, recesses of door handles, or on rubber moldings. Relief cuts may be required depending on size of recess.

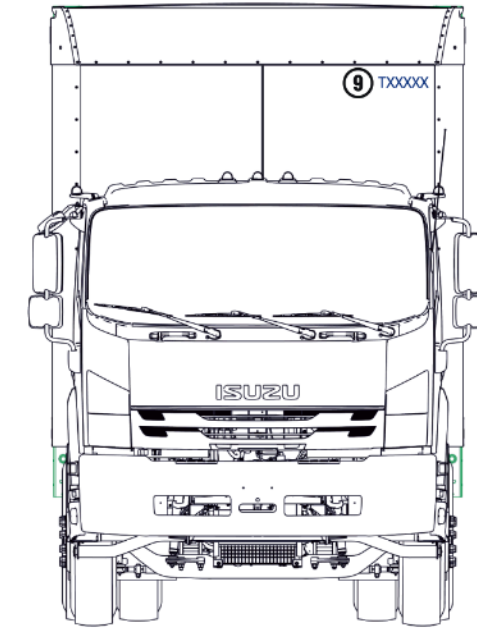


(*shown larger than scale)


- ③ DRAIN AIR TANK DAILY
- ⑤ DEF ONLY
- ⑥ DIESEL ONLY



(*shown larger than scale)



(*shown larger than scale)



(*shown larger than scale)

- ⑬ WARNING NO TOW FROM REAR
- ⑭ NO FORKLIFT INSIDE
- ⑮ LIFT GATE

(*shown larger than scale)

- ⑱ NO IDLING TRUCK EQUIPPED WITH DLE SHUTDOWN TO SAVE FUEL
- ⑲ WARNING PARKING BRAKE MUST BE APPLIED WHEN TRUCK IS NOT IN OPERATION
- ⑳ GPS ENABLED FOR COMPANY USE ONLY
- ㉑ [Image of a document]
- ㉒ CHECK ENGINE OIL
- ㉓ [Image of a document]
- ㉔ [Image of a QR code]
- ㉕ [Image of a barcode]

(*shown larger than scale)



Sheetgang
12.5" h x 27.5" w



Sheetgang
5.5" h x 11.5" w

Position	Qty	Lowen P/N	Customer P/N	Description	Size (inches)
1	Drv/Psg	1ea		No Cash	5" h x 8" w
2	Drv/Psg	1ea		American Flag	3.3" h x 6" w
3	Psg	2ea		Drain Air Tank Daily	2" h x 3" w
4	Side	2		Pepsi Dot Pulse Pictorial	Production Size: 94" h x 233" w Markable Space: 90" h x 229" w
5	Drv	1		DEF ONLY	2.5" h x 4" w
6	Drv	1		DIESEL ONLY	2.5" h x 4" w
7	Side	2		Pepsi Globe	8" h x 8" w
8	Side	2		Company Name / DOT	2" Cap Height (O/A: 5" h x 27" w)
9	Side/Rear/Fr	4		Asset Numbers	3" Cap Height
10	Psg	1		Work Light Decal	3" h x 4" w
11	Rear	1		Pepsi Liftgate Graphic	Production Size: 93" h x 96" w Markable Space: 91.25" h x 94" w
12	Rear Lift	1		Max Speed 65	10" h x 12" w
13	Rear Int	1		Warning No Tow	2" h x 4" w
14	Rear Int	1		No Forklift Inside	8.5" h x 12" w
15	Rear Int	1		Lift Gate Decal	.5" h x .5" w
16	Front Radius	1		Height 13'0"	10" h x 6" w
17	Front Bumper	2		Tow Pin	1" h x 2" w
18	Interior	1		No Idling	1" h x 2.6" w
19	Interior	1		Warning Parking Brake	1" h x 4" w
20	Interior	1		GPS Enabled	3" h x 5" w
21	Interior	1		Pepsico Claim Center	5" h x 3" w
22	Interior	1		Check Engine Oil	3" h x 2" w
23	Interior	1		Fluid Check	4.25" h x 6.94" w
24	Interior	1		QR Code	2.45" h x 2" w
25	Drv Door Jamb	1		Asset Barcode	1 x 2.63" h

*Blue-dotted line indicates production size.

*Green-dotted line indicates markable space.