

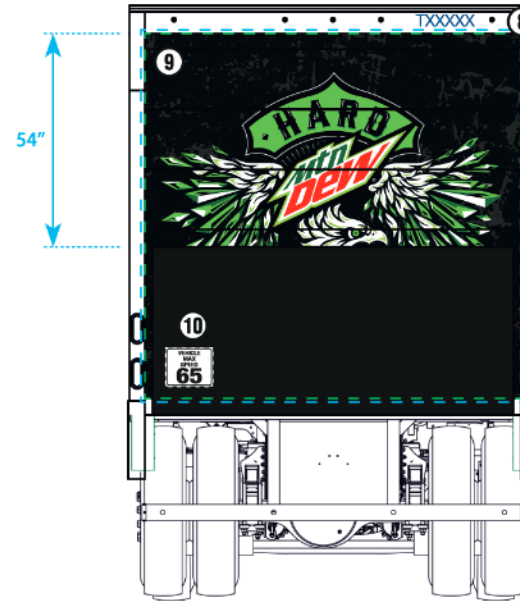
Please CHECK THIS PROOF CAREFULLY before approving. Any errors or omissions made by Lowen will be corrected without charge. Once digitally approved, customer acknowledges all artwork, dimensions, spelling, logo placement, color placement, composition, and finishes shall be deemed accepted as a final product, and Customer will become responsible for all errors and omissions. It is understood that colors shown on this proof are representative only. If color exactness is crucial, a digital/screen print sample may be provided upon request. Unless otherwise agreed to in writing, all artwork created by Lowen, including modifications to existing Customer artwork, that are made for the production of Lowen products shall remain the property of Lowen. Lowen may bill for any unreturned artwork. Customer agrees to indemnify, hold harmless, and defend Lowen from any claims, losses, costs (including attorney fees), or damages arising from or associated with the infringement, or alleged infringement, of any copyright, trademark, or other intellectual property right raised or asserted by a third party based upon the design, layout, or artwork contained within this proof.

**Please Note:** Art layouts are 2D representations of 3D vehicles. Due to compound curves of 3D vehicles, the actual finished look may be different. Some adjustments will occur at the time of application. Industry standards for applications include not applying vinyl behind bumpers, recesses of door handles, or on rubber moldings. Relief cuts may be required depending on size of recess.



(\*shown larger than scale)

- ④ DEF ONLY
- ⑤ DIESEL ONLY



(\*shown larger than scale)



Sheet Gang: 13" h x 46.5" w  
(\*shown larger than scale)

SHOWER  
FENCE  
THROUGH  
138"

(\*shown larger than scale)

Blue Cloud Distribution, Inc. Blue Cloud Distribution, Inc.  
USDOT 3773343 USDOT 3773343

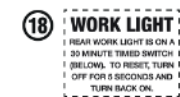
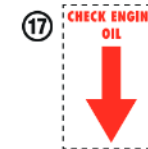


\*Blue-dotted line indicates production size.

\*Green-dotted line indicates markable space.



(\*shown larger than scale)



Position	Qty	Lowen P/N	Customer P/N	Description	Size (inches)
1	Drv	1		No Cash	5" h x 8" w
2	Side	2		American Flag	3.3" h x 6" w
3	Drv	1		Hard MD	Production Size: 94" h x 233" w
	Psg	1		Hard MD	Markable Space: 90" h x 229" w
4	Drv	1		DEF ONLY	2.5" h x 4" w
5	Drv	1		DIESEL ONLY	2.5" h x 4" w
6	Side	2		Blue Cloud Logo	8" h x 8" w
7	Side	2		Company Name / DOT	2" Cap Height (O/A: 5" h x 24" w)
8	Side/Rear/Fr	4		Asset Numbers	3" Cap Height
9	Rear	1		Hard MD	Production Size: 93" h x 96" w Markable Space: 91.25" h x 94" w
10	Rear	1		Max Speed 65	10" h x 12" w
11	Rear Int	1		No Forklift Inside	8.5" h x 12" w
12	Front Radius	1		Height 12'6"	10" h x 6" w
13	Interior	1		No Idling	1" h x 2.6" w
14	Interior	1		Warning Parking Brake	1" h x 4" w
15	Interior	1		GPS Enabled	3" h x 5" w
16	Interior	1		Pepsico Claim Center	5" h x 3" w
17	Interior	1		Check Engine Oil	3" h x 2" w
18	Interior	1		Work Light Decal	3" h x 4" w