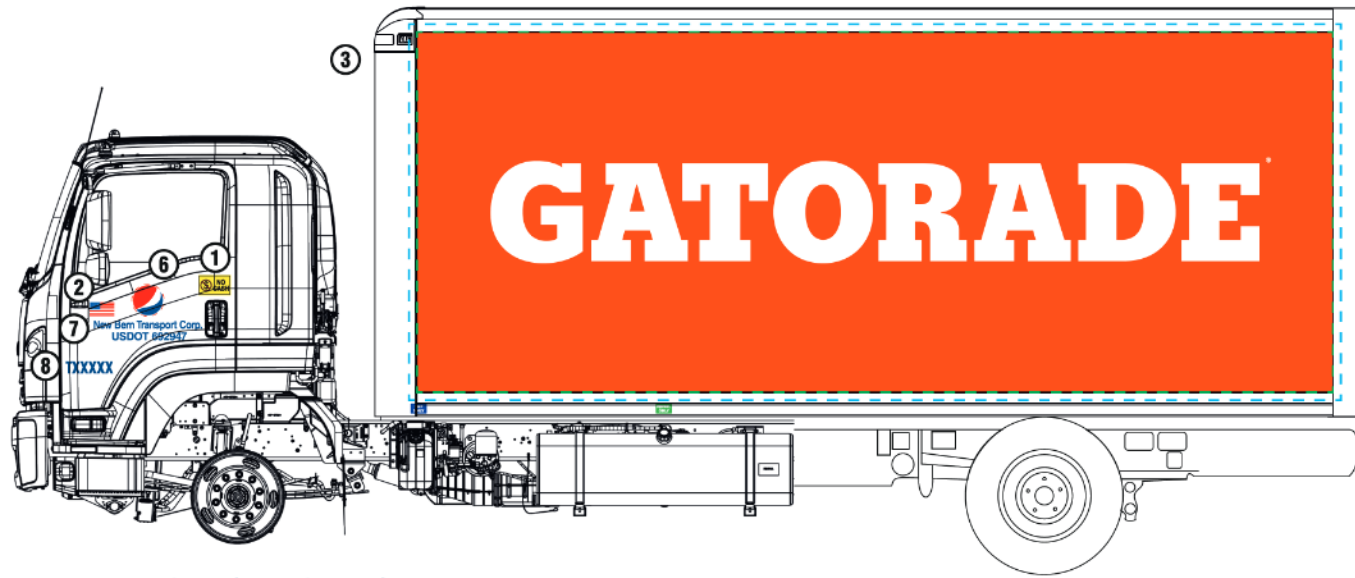


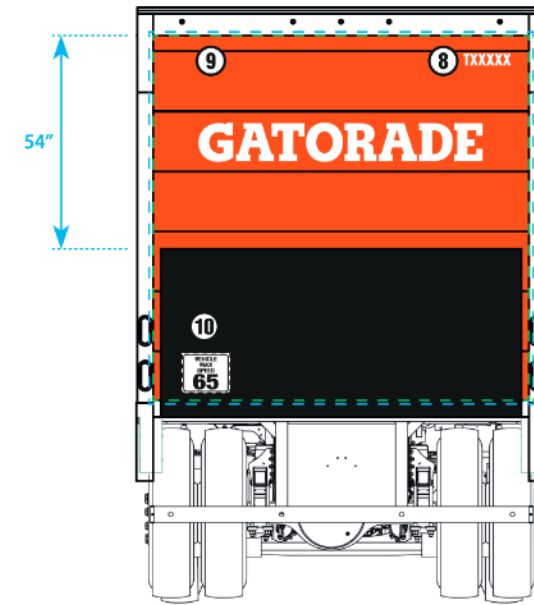
Please **CHECK THIS PROOF CAREFULLY** before approving. Any errors or omissions made by Lowen will be corrected without charge. Once digitally approved, customer acknowledges all artwork, dimensions, spelling, logo placement, color placement, composition, and finishes shall be deemed accepted as a final product, and Customer will become responsible for all errors and omissions. It is understood that colors shown on this proof are representative only. If color exactness is crucial, a digital/screen print sample may be provided upon request. Unless otherwise agreed to in writing, all artwork created by Lowen, including modifications to existing Customer artwork, that are made for the production of Lowen products shall remain the property of Lowen. Lowen may bill for any unreturned artwork. Customer agrees to indemnify, hold harmless, and defend Lowen from any claims, losses, costs (including attorney fees), or damages arising from or associated with the infringement, or alleged infringement, of any copyright, trademark, or other intellectual property right raised or asserted by a third party based upon the design, layout, or artwork contained within this proof.

**Please Note:** Art layouts are 2D representations of 3D vehicles. Due to compound curves of 3D vehicles, the actual finished look may be different. Some adjustments will occur at the time of application. Industry standards for applications include not applying vinyl behind bumpers, recesses of door handles, or on rubber moldings. Relief cuts may be required depending on size of recess.



(\*shown larger than scale)

- 4 DEF ONLY
- 5 DIESEL ONLY



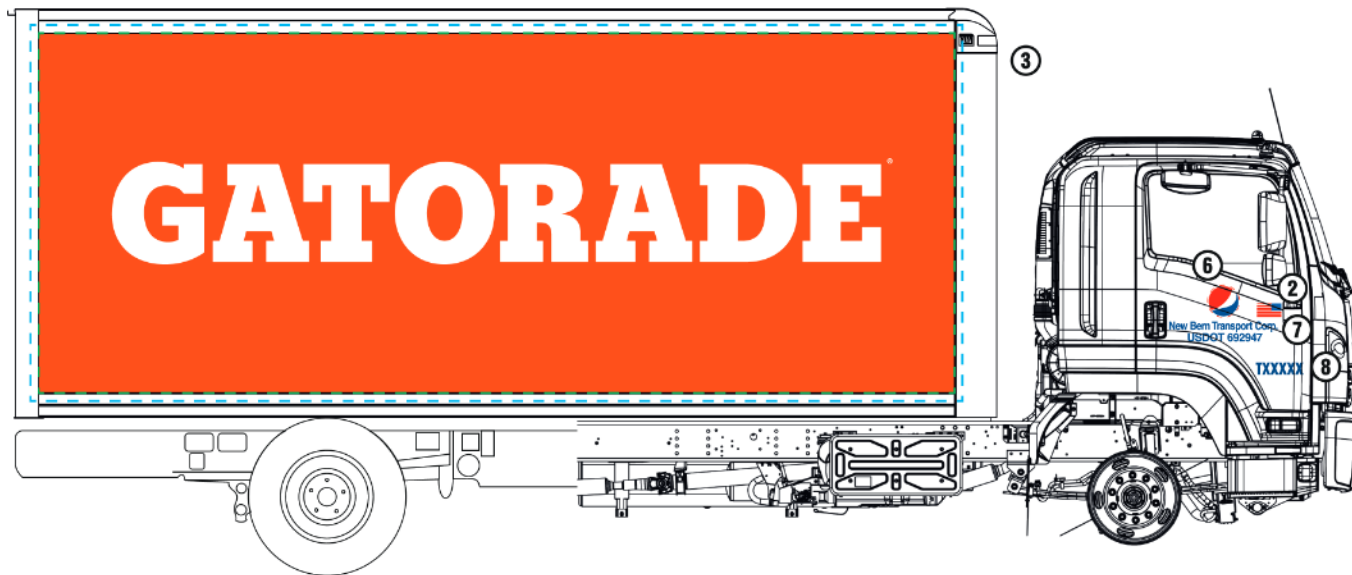
(\*shown larger than scale)

- 11 WARNING NO TOW FROM REAR
- 12 NO FORKLIFT INSIDE



(\*shown larger than scale)

- 13 DRAWN VEHICLE HEIGHT 13'0"
- 14 TOW PIN



(\*shown larger than scale)

- 17 GPS ENABLED FOR COMPANY USE ONLY

- 15 NO IDLING TRUCK EQUIPPED WITH IDLE SHUTDOWN TO SAVE FUEL
- 16 WARNING PARKING BRAKE MUST BE APPLIED WHEN TRUCK ENGINE IS OFF/STOP
- 18 Pepsico Claim Center (P/C) 5" h x 3" w
- 19 CHECK ENGINE OIL
- 20 Fluid Check

Position	Qty	Lowen P/N	Customer P/N	Description	Size (inches)
1	Drv	1		No Cash	5" h x 8" w
2	Drv/Psg	1ea		American Flag	3.3" h x 6" w
3	Side	2		Gatorade Pictorial	Production Size: 94" h x 233" w Markable Space: 90" h x 229" w
4	Drv	1		DEF ONLY	2.5" h x 4" w
5	Drv	1		DIESEL ONLY	2.5" h x 4" w
6	Side	2		Pepsi Logo	8" h x 8" w
7	Side	2		Company Name / DOT	2" Cap Height (O/A: 5" h x 27" w)
8	Side/Rear/Fr	4		Asset Numbers	3" Cap Height
9	Rear	1		Gatorade Pictorial	Production Size: 93" h x 96" w Markable Space: 91.25" h x 94" w
10	Rear Lift	1		Max Speed 65	10" h x 12" w
11	Rear Int	1		Warning No Tow	2" h x 4" w
12	Rear Int	1		No Forklift Inside	8.5" h x 12" w
13	Front Radius	1		Height 13'0"	10" h x 6" w
14	Front Bumper	2		Tow Pin	1" h x 2" w
15	Interior	1		No Idling	1" h x 2.6" w
16	Interior	1		Warning Parking Brake	1" h x 4" w
17	Interior	1		GPS Enabled	3" h x 5" w
18	Interior	1		Pepsico Claim Center	5" h x 3" w
19	Interior	1		Check Engine Oil	3" h x 2" w
20	Interior	1		Fluid Check	4.25" h x 6.94" w

\*Blue-dotted line indicates production size.  
\*Green-dotted line indicates markable space.